





**Opgave 3:** Skriv nu selv 4 rytmer ned - brug de rytmenoder og pauser du har lært til nu.  
Taktarten er 4/4.

Four empty musical staves, each with a treble clef, provided for the student to write their own rhythms in 4/4 time.

Prøv at dabbe, dubbe, klappe ... de 4 rytmer på samme tid!

**BINDEBUE:** Noder der hænger sammen med en bindebue fungerer som én lang node.

**PUNKT:** En punkteret node bliver forlænget med **halvdelen** af sin værdi.

Musical notation showing a dotted quarter note in 3/4 time.

er det samme som:

Musical notation showing a half note in 3/4 time, which is equivalent to the dotted quarter note shown in the previous block.

**Opgave 4:** Klap eller dab nu disse fire rytmer:

Hjælp gerne dig selv og skriv slagene (1,2,3,4) under noderne.

11 Musical notation for rhythm exercise 11 in 4/4 time. The notation consists of four measures: a dotted quarter note, a quarter note, a quarter note followed by a quarter rest, and a half note followed by a quarter note, a quarter note, and a quarter rest.

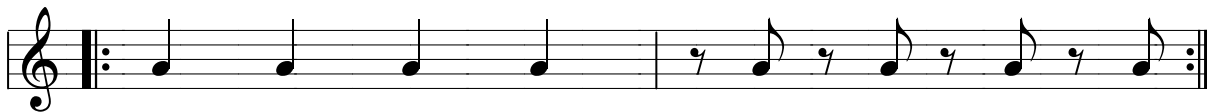
12 Musical notation for rhythm exercise 12 in 3/4 time. The notation consists of four measures: a quarter note, a quarter note, a quarter note followed by an eighth rest, and a quarter note followed by an eighth note, a quarter note, and a quarter note.

13 Musical notation for rhythm exercise 13 in 4/4 time. The notation consists of four measures: a quarter note, an eighth note, a quarter note, and a quarter note; a quarter note followed by a quarter rest; a quarter rest followed by a quarter note, a quarter note, and an eighth note; and a quarter note, an eighth note, a quarter note, and a quarter rest.

14 Musical notation for rhythm exercise 14 in 4/4 time. The notation consists of four measures: a quarter rest followed by a quarter note, a quarter note, and a quarter note; a quarter note followed by an eighth note, a quarter note, and a quarter rest; a quarter note, an eighth note, a quarter note, and a quarter note; and a quarter note, an eighth note, a quarter note, and a quarter note.

OFF beats er rytmer der falder "ved siden af beat'et" - altså på og-erne

Øv dig på denne rytme - når du kan den, lav så to hold: hold A starter på første takt, hold B på anden.




Opgave 5: Klap nu lige de her rytmer! De er alle i 4/4




TRIOLER betegner 3 noder på 2 noders plads:

- en ottendedelstriol fylder kun 2 ottendedele (=1 fjerdedel); en fjerdedelstriol fylder som 2 fjerdedele.




Øv dig på disse her:




Prøv at klappe de tre rytmer linie 19-21 samtidig ( i 3 hold)

**OPTAKT** - er en eller flere noder der kommer før det første betonede ét-slag i et stykke musik. Som her i eksemplerne med:

- a) Der Bor en Bager
- b) Smuk som et Stjernesud


a) 

b) 

**SEKSTENDEDELE** er der 4 af pr fjerdedel, naturligvis. Man tæller: 1-så-og-så, 2-så-og-så .. og så fremdeles.

I musik der traditionelt noteres i 2/4 - som f.eks. brasiliansk musik - finder du ofte mange 16dele. Det gør man også i funk så øv dig nu på disse rytmer:

22 

23 

24 

25 

26 

27 

28 